


# A microneedle-based patch designed to provide birth control for up to a month

7 November 2019, by Bob Yirka



Regents Professor Mark Prausnitz holds an experimental microneedle contraceptive skin patch. Designed to be self-administered by women for long-acting contraception, the patch could provide a new family planning option. Credit: Christopher Moore, Georgia Tech


A team of researchers affiliated with several institutions in the U.S. has developed a microneedle-based patch as a means of delivering birth control drugs. In their paper published in the journal *Science Advances*, the group describes their patch, how it works and how well it worked when tested on rats.

The current standard for contraceptive based [drug delivery](#) is a pill that must be taken every day. But while the Pill, as it has come to be known, is considered very effective, it has its drawbacks. One of them is that the person relying on it must remember to take it every day. Another is that it must be taken at the right time every day to be truly effective. Because of these drawbacks, scientists continue to look for new and better methods of preventing [pregnancy](#). In this new effort, the researchers have developed a microneedle-based [patch](#) that is meant to protect a

woman from pregnancy for up to a month at a time.

Each patch, which is about the size of a bottle top, has a host of microneedles affixed to its underside—the side that will be applied to the [skin](#). The needles are so small that they do not cause pain or discomfort when applied. And they are made out of a biodegradable polymer mixed with the hormone levonorgestrel. When the patch is applied to the skin, the microneedles puncture the skin, then [bodily fluids](#) interact with the material that holds them to the patch, allowing them to be released. Once they are released inside the skin, the patch can be removed (after approximately one minute), which means the woman does not have to keep it in place like smoking-cessation patches. Inside the skin, the needles break down very slowly over time, releasing small amounts of levonorgestrel into the bloodstream, preventing pregnancy.


Thus far, the researchers have tested the patch with rats and have found it to be as effective as they had hoped. They also tested the delivery system with a placebo on 10 human female volunteers. The researchers report that the microneedles detached just as they were designed to do. They further report that nine of the ten women said they would use the [microneedle](#)-based patch if were to become available to them.



**More information:** Wei Li et al. Long-acting reversible contraception by effervescent microneedle patch, *Science Advances* (2019). [DOI: 10.1126/sciadv.aaw8145](https://doi.org/10.1126/sciadv.aaw8145)

© 2019 Science X Network

Microscope images show effervescent microneedles on a contraceptive skin patch. When applied to the skin, effervescent bubbles quickly separate the microneedles from the patch so that the patch can be removed after one minute. Credit: Wei Li, Georgia Tech



Microscope image shows effervescent microneedles on a patch to administer long-acting contraceptive. The microneedles are less than one millimeter tall. Credit: Wei Li, Georgia Tech

APA citation: A microneedle-based patch designed to provide birth control for up to a month (2019, November 7) retrieved 2 August 2022 from <https://medicalxpress.com/news/2019-11-microneedle-based-patch-birth-month.html>

*This document is subject to copyright. Apart from any fair dealing for the purpose of private study or research, no part may be reproduced without the written permission. The content is provided for information purposes only.*