

Researchers identify new way to unmask melanoma cells to the immune system

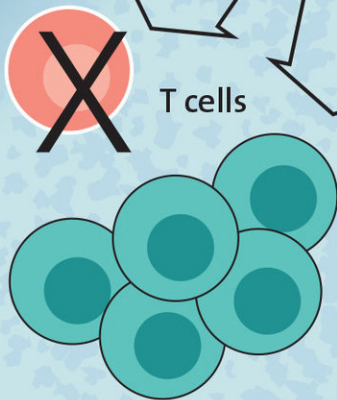
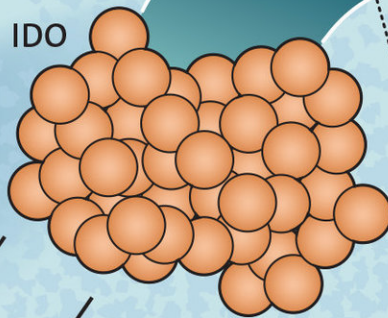
January 16 2018

Melanoma's evasive tactics

Duke scientists are learning more about the process in which melanoma cells hijack dendritic cells, allowing cancer to avoid detection by the immune system.

1 Melanoma cells release a molecule that shifts a metabolic pathway inside dendritic cells.

2 This shift leads to changes that cause an increase in a regulatory enzyme, called IDO, that affects T cell production.

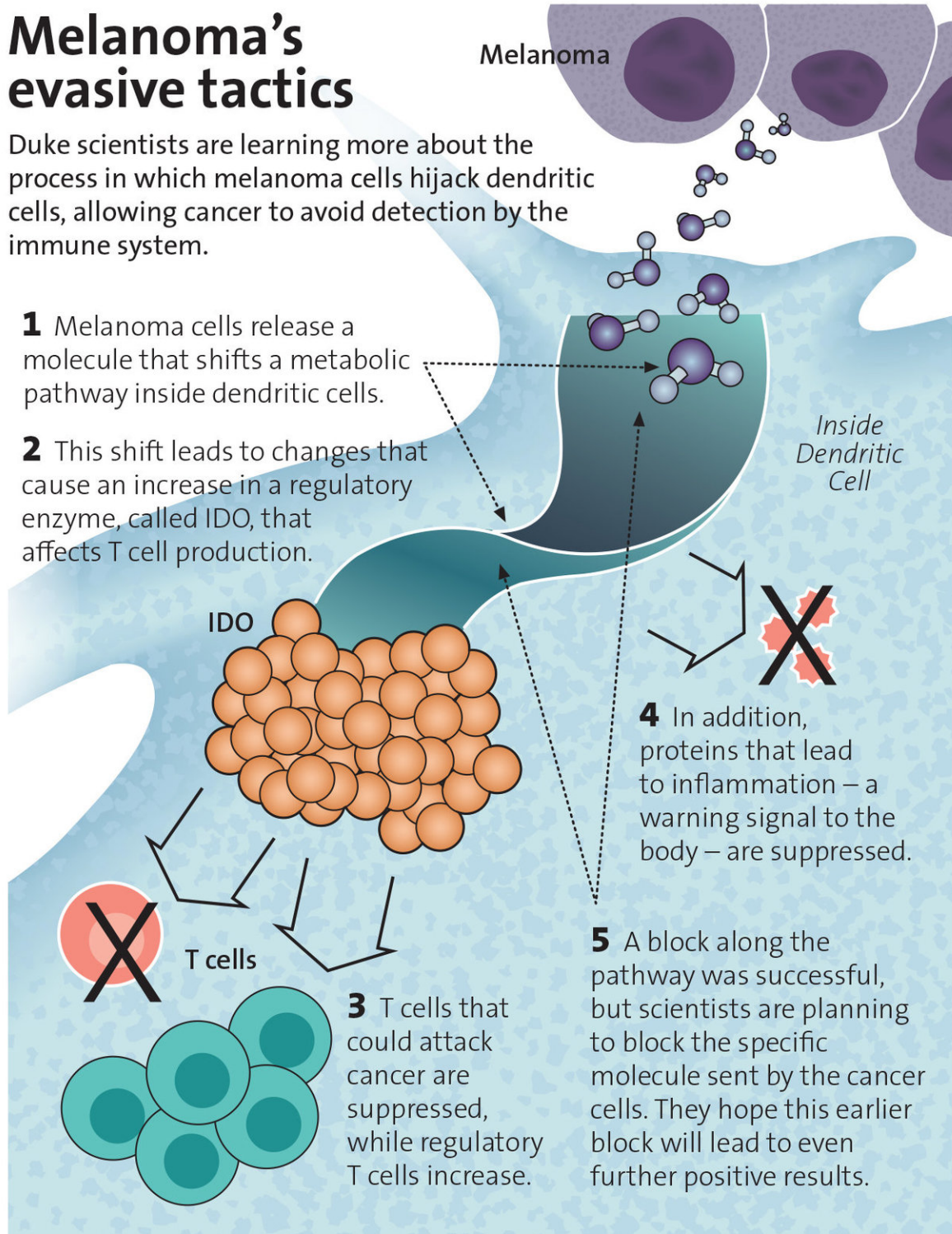


3 T cells that could attack cancer are suppressed, while regulatory T cells increase.

4 In addition, proteins that lead to inflammation – a warning signal to the body – are suppressed.



5 A block along the pathway was successful, but scientists are planning to block the specific molecule sent by the cancer cells. They hope this earlier block will lead to even further positive results.



Alisa Weigandt for Duke Health

Duke scientist are learning more about the process in which melanoma cells hijack dendritic cells, allowing cancer to avoid detection by the immune system. Credit: Alisa Weigandt for Duke Health

system, which enables these deadly skin cancers to grow and spread.

And while new therapies have been effective in releasing the immune [system](#)'s restraints to unleash the body's own [cancer](#)-fighting powers, they only work in about half of [melanoma](#) patients and often lose their potency as the cancer develops resistance.

Now a research team at the Duke Cancer Institute has found a new way to keep the immune system engaged, and is planning to test the approach in a phase 1 clinical trial. The findings are reported online in the Jan. 16 issue of the journal *Immunity*.

"Understanding how cancers suppress the immune system is the key to identifying more effective immuno-therapies," said Brent Hanks, M.D., Ph.D., at Duke and senior author of the study. "Our research is an important step in that direction. We've identified a new mechanism of immunotherapy resistance that appears to be reversible, potentially enhancing the effect of the therapies we now have."

Hanks and colleagues, studying genetic mouse models of melanoma and verifying the findings in human specimens, focused on immune system messengers called [dendritic cells](#). These [cells](#) are on high alert for pathogens such as viruses, bacteria and even [tumor cells](#), signaling the body's T-cell immune fighters into action when sensing harmful invaders.

Somehow, melanomas reprogram dendritic cells so they ignore the

cancer, but this process has not been well understood. In the current study, Hanks and colleagues identified a signaling [pathway](#) within the tumor microenvironment that melanomas manipulate to silence dendritic cells.

The pathway relies on a regulatory enzyme called IDO, which plays an important role in [immune suppression](#) and is controlled by fatty acid metabolism. Hanks's team found that this [metabolic pathway](#) is what melanomas compromise, setting in motion a cascade of events that ultimately leads to the immune system tolerating the tumor cells.

Once they identified this pathway, Hanks and colleagues conducted laboratory tests of a molecule that blocks melanoma cells from going stealth, enabling the immune system to mount a direct attack while also enhancing the function of current immunotherapies such as pembrolizumab and nivolumab.

"The IDO enzyme has been a focus of research in recent years, and there are several drugs that are being investigated to target it," Hanks said.

"Our research looked at how we might influence the immune suppression function of IDO by targeting it upstream, along the metabolic pathway that controls it.

"We found that this pathway regulates not only IDO but also other important components of the immune system, suggesting that blocking this pathway may be superior to targeting IDO only," Hanks said.

Hanks said a phase 1 clinical study using an existing molecule that targets this newly identified pathway is in the planning stages. It would likely explore whether the investigational drug might boost the success of current immunotherapies.

"While there is understandable excitement around new therapies that

enlist the immune system to fight cancer, we are still in a situation where greater than half of patients don't respond in melanoma and the response rate is even worse in other cancer types," Hanks said. "We need to figure out why that is, and figure out how to reverse it. We're hoping this research is a good step in that direction."

Provided by Duke University Medical Center

Citation: Researchers identify new way to unmask melanoma cells to the immune system (2018, January 16) retrieved 27 December 2022 from <https://medicalxpress.com/news/2018-01-unmask-melanoma-cells-immune.html>

This document is subject to copyright. Apart from any fair dealing for the purpose of private study or research, no part may be reproduced without the written permission. The content is provided for information purposes only.