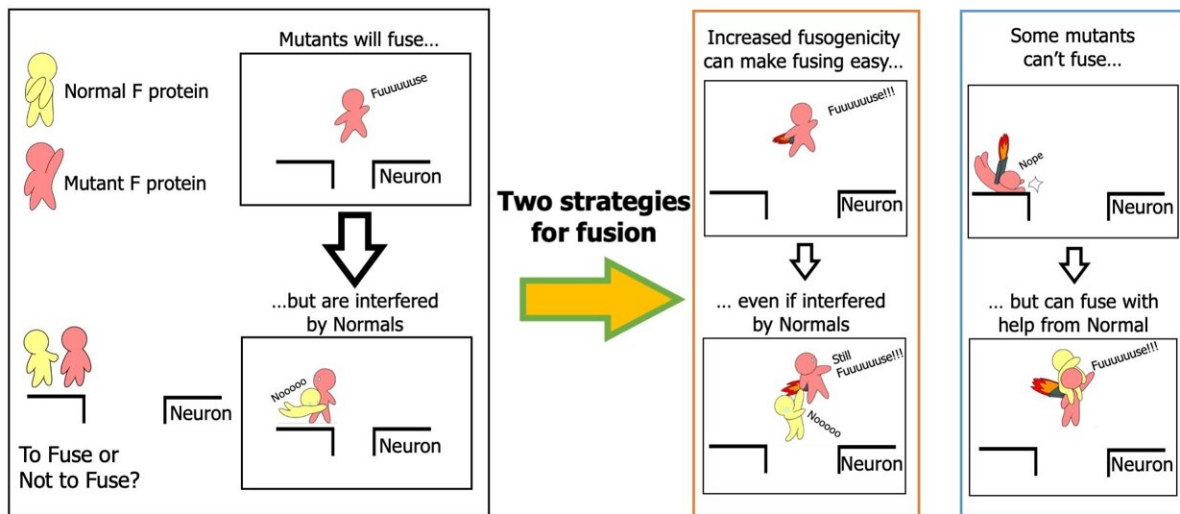


Measles virus 'cooperates' with itself to cause fatal encephalitis

January 27 2023



Mutation in the F protein is key for the measles virus to fuse and infect neurons. Two primary strategies exist for such infection. Initially, fusion activity of a mutant F protein is suppressed due to interference from the normal F proteins (black box). That interference is overcome by accumulation of mutations and increased fusogenicity (orange box). In another case, a different mutation in the F protein acts oppositely and reduces fusion activity, but conversely cooperates with normal F proteins that increase the fusion activity (blue box). Thus, even mutant F proteins that appear to be unable to infect neurons can still infect the brain. Credit: Kyushu University/Hidetaka Harada/Yuta Shirogane

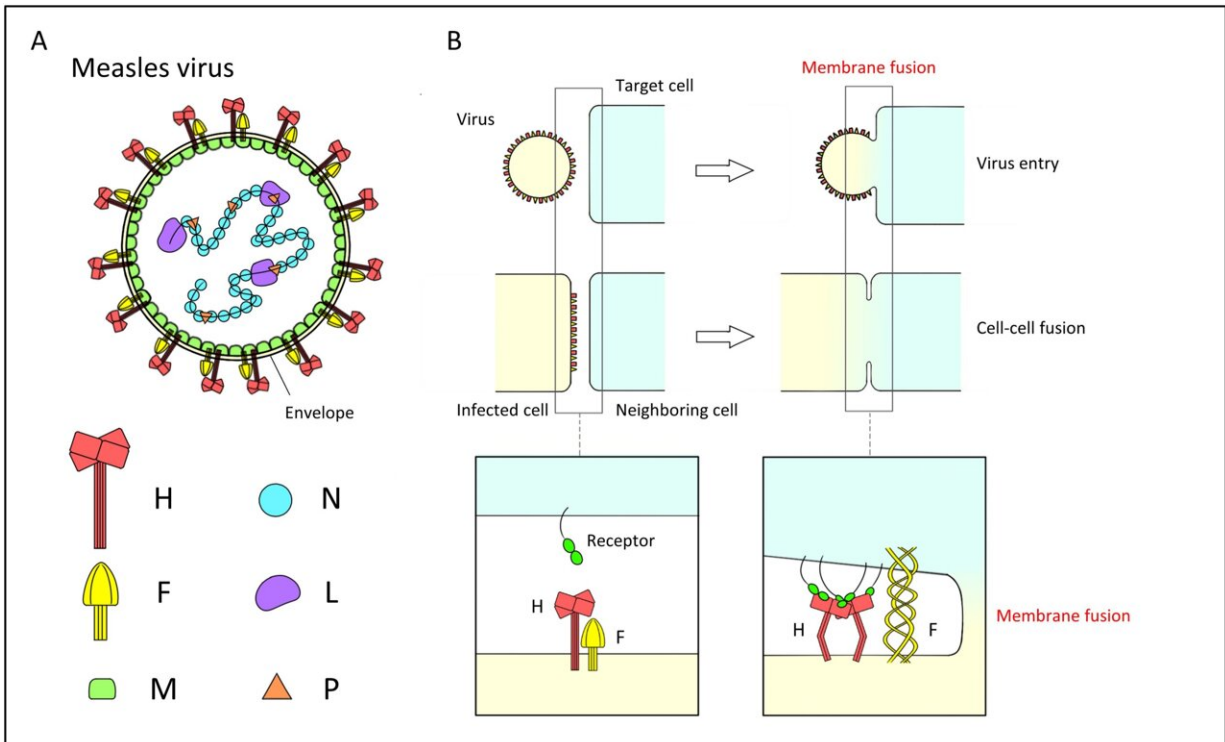
Researchers in Japan have uncovered the mechanism for how the measles virus can cause subacute sclerosing panencephalitis, or SSPE, a rare but fatal neurological disorder that can occur several years after a measles infection.

Although the normal form of the [measles virus](#) cannot infect the [nervous system](#), the team found that viruses that persist in the body can develop mutations in a [key protein](#) that controls how they infect cells. The mutated proteins can interact with its normal form, making it capable of infecting the brain. Their findings were reported in the journal *Science Advances*.

If you are of a certain age, you may have gotten the measles as a child. Many born after the 1970s have never gotten it thanks to vaccines. The condition is caused by the virus of the same name, which is one of the most contagious pathogens to this day. The World Health Organization estimates that nearly nine million people worldwide were infected with measles in 2021, with the number of deaths reaching 128,000.

"Despite its availability, the recent COVID-19 pandemic has set back vaccinations, especially in the Global South," explains Yuta Shirogane, assistant professor at Kyushu University's Faculty of Medical Sciences. "SSPE is a rare but fatal condition caused by the measles virus. However, the normal measles virus does not have the ability to propagate in the brain, and thus it is unclear how it causes encephalitis."

A virus infects cells through a series of proteins that protrude from its surface. Usually, one protein will first facilitate the virus to attach to a cell's surface, then another surface protein will cause a reaction that lets the virus into the cell, leading to an infection. Therefore, what a virus can or cannot infect can depend heavily on the type of cell.



The measles virus is an enveloped virus bearing a lipid bilayer. The bilayer holds the receptor binding hemagglutinin (H) protein and the fusion (F) protein. For infection to happen, the H protein first binds to a receptor on the target cell, and then the F protein changes its conformation to fuse the membranes. Credit: Kyushu University/Hidetaka Harada/Yuta Shirogane

"Usually, the measles virus only infects your immune and epithelial cells, causing the fever and rash," continues Shirogane. "Therefore, in patients with SSPE, the measles virus must have remained in their body and mutated, then gained the ability to infect nerve cells. RNA viruses like measles mutate and evolve at very high rates, but the mechanism of how it evolved to infect neurons has been a mystery."

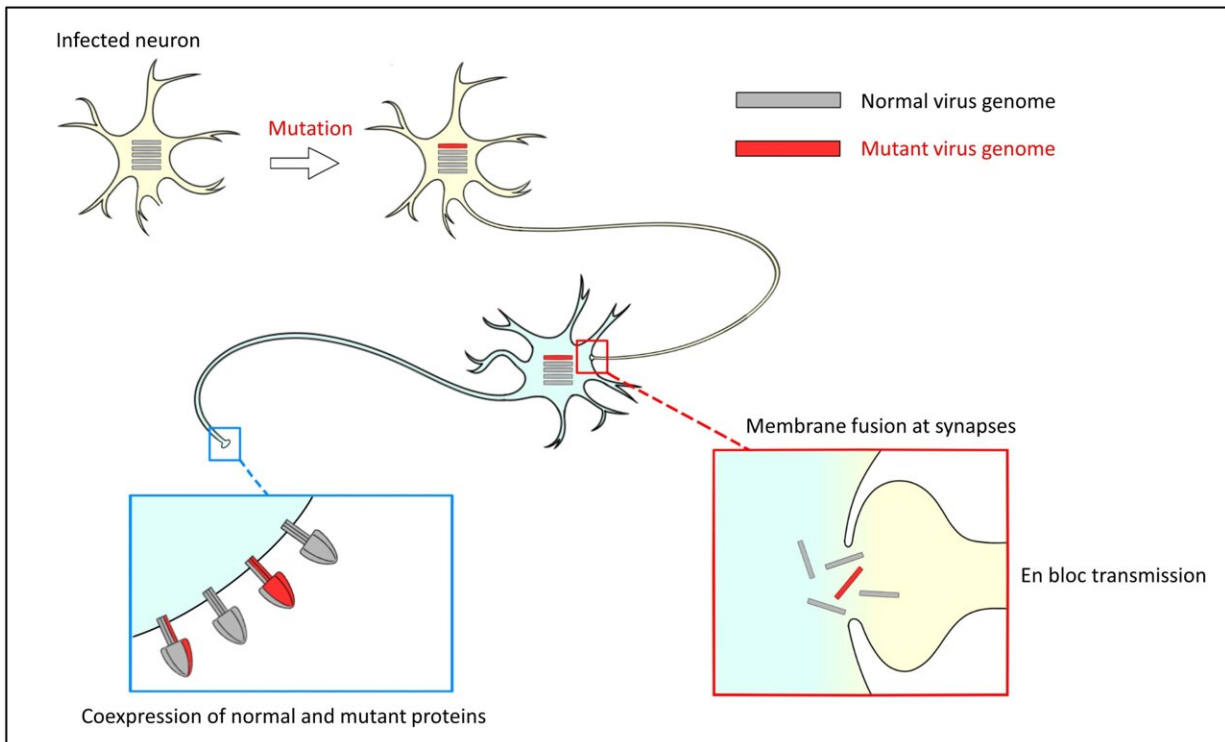
The key player in allowing the measles virus to infect a cell is a protein called fusion protein, or F protein. [In the team's previous studies](#), they

showed that certain mutations in the F protein puts it in a "hyperfusogenic" state, allowing it to fuse onto neural synapses and infect the brain.

In their latest study, the team analyzed the genome of the measles virus from SSPE patients and found that various mutations had accumulated in their F protein. Interestingly, certain mutations would increase infection activity while others actually decreased it.

"This was surprising to see, but we found an explanation. When the virus infects a neuron, it infects it through 'en bloc transmission,' where multiple copies of the viral genome enter the cell," continues Shirogane. "In this case, the genome encoding the mutant F protein is transmitted simultaneously with the genome of the normal F protein, and both proteins are likely to coexist in the [infected cell](#)."

Based on this hypothesis, the team analyzed the fusion activity of mutant F proteins when normal F proteins were present. Their results showed that fusion activity of a mutant F protein is suppressed due to interference from the normal F proteins, but that interference is overcome by the accumulation of mutations in the F protein.



When the F protein induces membrane fusion at a neuronal synapse, multiple measles virus genomes are simultaneously transmitted to the next neuron. This phenomenon is known as an 'en bloc transmission.' Under this condition, both normal and mutant genomes are transmitted simultaneously, resulting in normal and mutant F proteins coexpressed in an infected cell. Credit: Kyushu University/Hidetaka Harada/Yuta Shirogane

In another case, the team found that a different set of mutations in the F protein results in a completely opposite result: a reduction in fusion activity. However, to their surprise, this mutation can actually cooperate with normal F proteins to increase fusion activity. Thus, even mutant F proteins that appear to be unable to infect neurons can still infect the brain.

"It is almost counter to the 'survival of the fittest' model for viral

propagation. In fact, this phenomenon where [mutations](#) interfere and/or cooperate with each other is called 'Sociovirology.' It's still a new concept, but viruses have been observed to interact with each other like a group. It's an exciting prospect," explains Shirogane.

The team hopes that their results will help develop therapeutics for SSPE, as well as elucidate the evolutionary mechanisms common to viruses that have similar infection mechanisms to measles such as novel coronaviruses and herpesviruses.

"There are many mysteries in the mechanisms by which viruses cause diseases. Since I was a [medical student](#), I was interested in how the [measles virus](#) caused SSPE. I am happy that we were able to elucidate the mechanism of this disease," concludes Shirogane.

More information: Yuta Shirogane, Collective Fusion Activity Determines Neurotropism of an en Bloc Transmitted Enveloped Virus, *Science Advances* (2023). [DOI: 10.1126/sciadv.adf3731](https://doi.org/10.1126/sciadv.adf3731).
www.science.org/doi/10.1126/sciadv.adf3731

Provided by Kyushu University

Citation: Measles virus 'cooperates' with itself to cause fatal encephalitis (2023, January 27) retrieved 30 January 2023 from <https://medicalxpress.com/news/2023-01-measles-virus-cooperates-fatal-encephalitis.html>

<p>This document is subject to copyright. Apart from any fair dealing for the purpose of private study or research, no part may be reproduced without the written permission. The content is provided for information purposes only.</p>
--