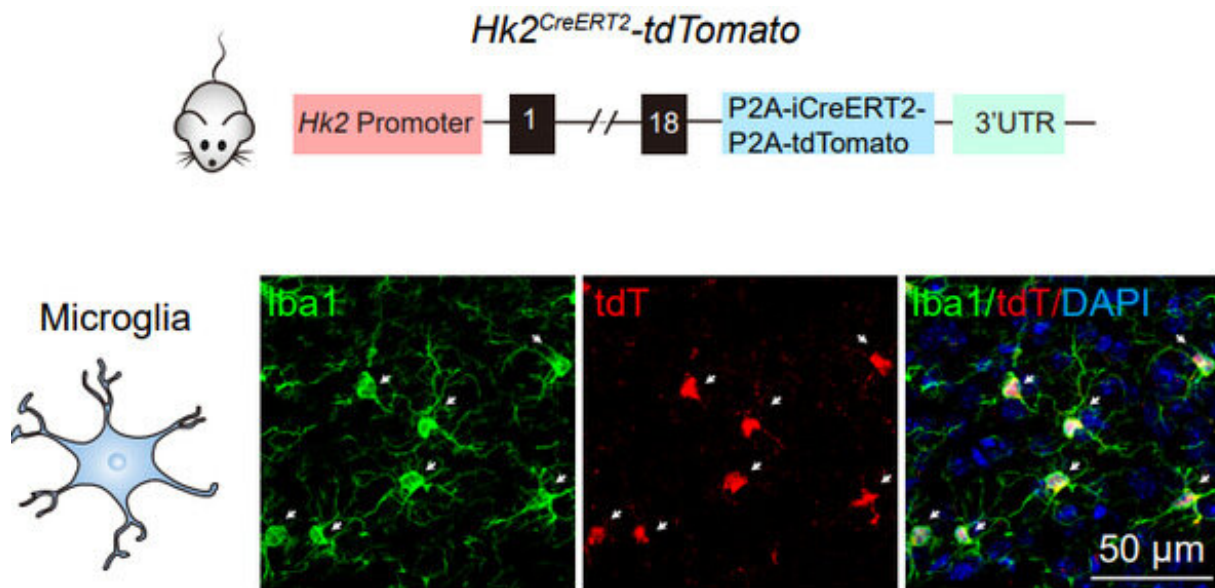


Scientists uncover hexokinase 2's role in microglial activity

December 29 2022

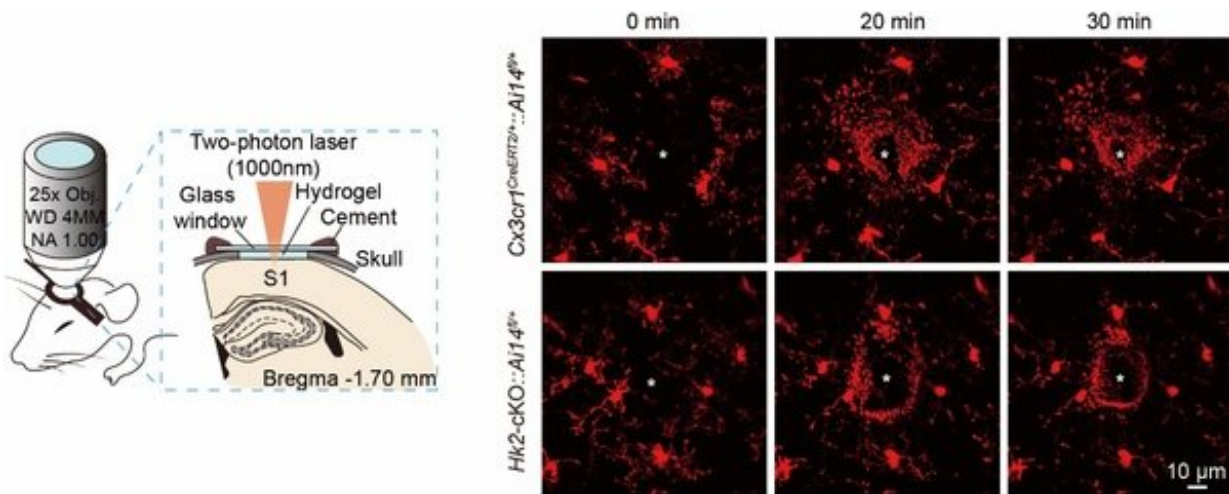


Representative micrographs of tdT and Iba1 (microglia) in the brains of *Hk2CreERT2-tdTomato* mice. Credit: Zhejiang University

Microglia, the primary immune cells and key guardians of brain activity in the brain, can constantly monitor the microenvironment to maintain brain homeostasis. When subjected to acute depletion or under disease conditions, they will undergo rapid proliferation, resulting in restoration of the homeostatic pool or formation of microglial clusters surrounding disease sites.

In addition, [microglia](#) quickly migrate towards the damage sites and elicit immune responses to restrain and repair the damage. However, little is known about the specific molecular determinants that metabolically and bioenergetically shape microglial functions.

Hexokinase (HK), by catalyzing phosphorylation of glucose to glucose-6-phosphate, is the first rate-limiting enzyme in glucose utilization. Four main HK isozymes, HK1, HK2, HK3 and HK4, with different biochemical features and catalytic activities have been identified.



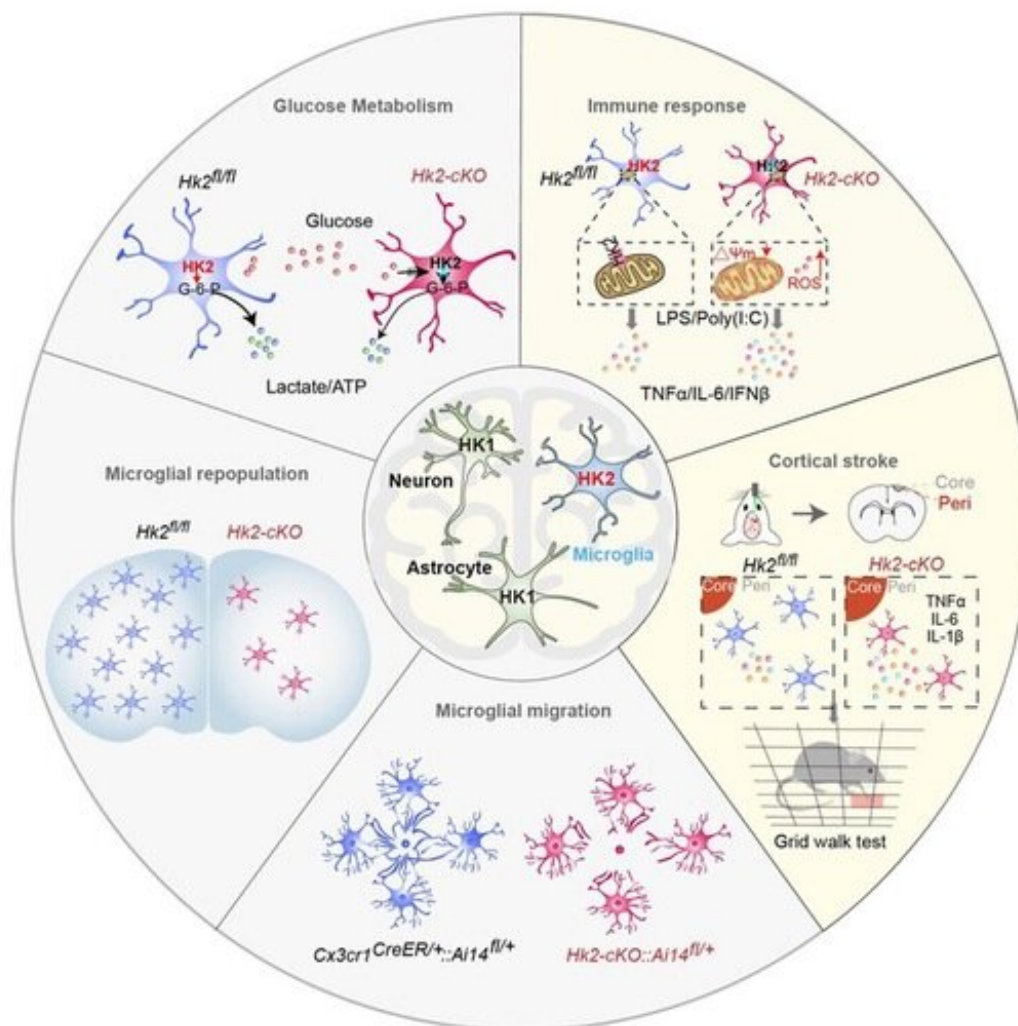
HK2 ablation suppressed microglial repopulation. Credit: Zhejiang University

By systematically analyzing the metabolic regulator in different brain cell types, Dr. Hu Yaling and colleagues unexpectedly found that HK2, the most active isozyme associated with mitochondrial membrane, is selectively expressed in microglia in the brain.

In the study, the researchers discovered that genetic ablation of HK2

reduced microglial glycolytic flux and [energy production](#), suppressed microglial repopulation, and attenuated microglial surveillance and damage-triggered migration in male mice.

HK2 elevation was particularly prominent in immune-challenged or disease-associated microglia. In ischemic stroke models, however, HK2 deletion promoted neuroinflammation and potentiated cerebral damage. The enhanced inflammatory responses after HK2 ablation in microglia were thus found to be associated with aberrant mitochondrial function and reactive oxygen species accumulation.



The dual roles of hexokinase 2 in shaping microglial functions. Credit: Zhejiang University

This study demonstrates that HK2 gates both glycolytic flux and mitochondrial activity to shape microglial functions, which contribute to metabolic abnormalities and maladaptive inflammation in [brain](#) diseases. This will open the door to potential therapeutic targeting of microglia in multiple [neurological diseases](#) in which HK2 elevation and metabolic abnormalities are implicated.

The paper is published in the journal *Nature Metabolism*.

More information: Yaling Hu et al, Dual roles of hexokinase 2 in shaping microglial function by gating glycolytic flux and mitochondrial activity, *Nature Metabolism* (2022). [DOI: 10.1038/s42255-022-00707-5](https://doi.org/10.1038/s42255-022-00707-5)

Provided by Zhejiang University

Citation: Scientists uncover hexokinase 2's role in microglial activity (2022, December 29) retrieved 31 December 2022 from <https://medicalxpress.com/news/2022-12-scientists-uncover-hexokinase-role-microglial.html>

This document is subject to copyright. Apart from any fair dealing for the purpose of private study or research, no part may be reproduced without the written permission. The content is provided for information purposes only.